


Check this out!

Use this in your special education classroom to teach science differences between living and nonliving!




Why?


Living or Nonliving Task Cards



Models start & stop task completion



Students can show understanding



Promotes independent work



What

is included in this resource?

REAL IMAGES ←

Is this living or nonliving?



living

nonliving

Is this living or nonliving?



living

nonliving

How can I use this resource?

- ① Use for morning work, independent centers, small groups, down time or whole group instruction
- ② Put in student IEP binders or bins for data tracking
- ③ Students use a clothes pin, circle with a marker, point to or use a mini eraser to select answers



EASY PREP



Print the full set for your students & laminate for multiple uses for the entire school year and beyond!

I highly suggest using 5mil lamination

Did you see the bundle?



Click to
check it out!